

Room 13

technical guide

in case of technical questions or problems please contact:

Ward Neiryck - +32485 148844 - ward@bamboemix.be

Jonas Everaert - +32496 069815 - everaert.jonas@gmail.com

Jesse De Roo - +32499 154716 - deroojesse@gmail.com

studio management:

Yves Meersschaert - +32477 995549 - info@room13gent.be

<https://www.room13gent.be/>

Power on the studio

Switch on the power outlet on the ground on the left of the console.

The amp on the right is for the NS10s.

There is no password on the computer, just hit enter.

Open a DAW of your choice: ProTools 2019, Logic X,...

File/Folder management

Please create a folder with the name of the project in the folder "project". Put this under the correct year and month. For example: Projects->2022->Februari->Band->Session

In- and outputs

We are using an Orion 32 which has 32 analog in- and 32 analog outputs.

The first 24 inputs are the 24 busses from the TAC ('tape in' on the patch)

Inputs 25 - 32: Digidesign PRE

Patchable to any 'tape in': desk talkback (via aux output) & UAD LA-610 MkII.

If you want to use your own preamps you can connect them directly with a Dsub25 to the inputs of the orion (but there's only 1 Dsub25 to 8x female XLR present).

The first 16 outputs are connected to the line ins of the console.

The 1 and 2 are patched to the Tape In 1 (control room section).

Headphones

Behringer Powerplay P-16 receives sound from ADAT out 1 & 2 of Orion 32.

ADAT out 1 & 2 of Orion 32 matches outputs 17 - 32 of Orion 32.

This can be customized in the Orion 32 app: it could for example be handy to directly route from the Orion's AD conversion to the P-16 monitoring (musician's monitoring then doesn't pass through Pro Tools, so no additional latency).

Use MAD1 instead of USB connection between Orion and DAW computer for minimum latency!

Connection with 8 personal mixers: via ethernet (present on stageboxes B, D, E, G, H, I).

Personal mixers receive power from ethernet except when daisy chained: then use power adapter.

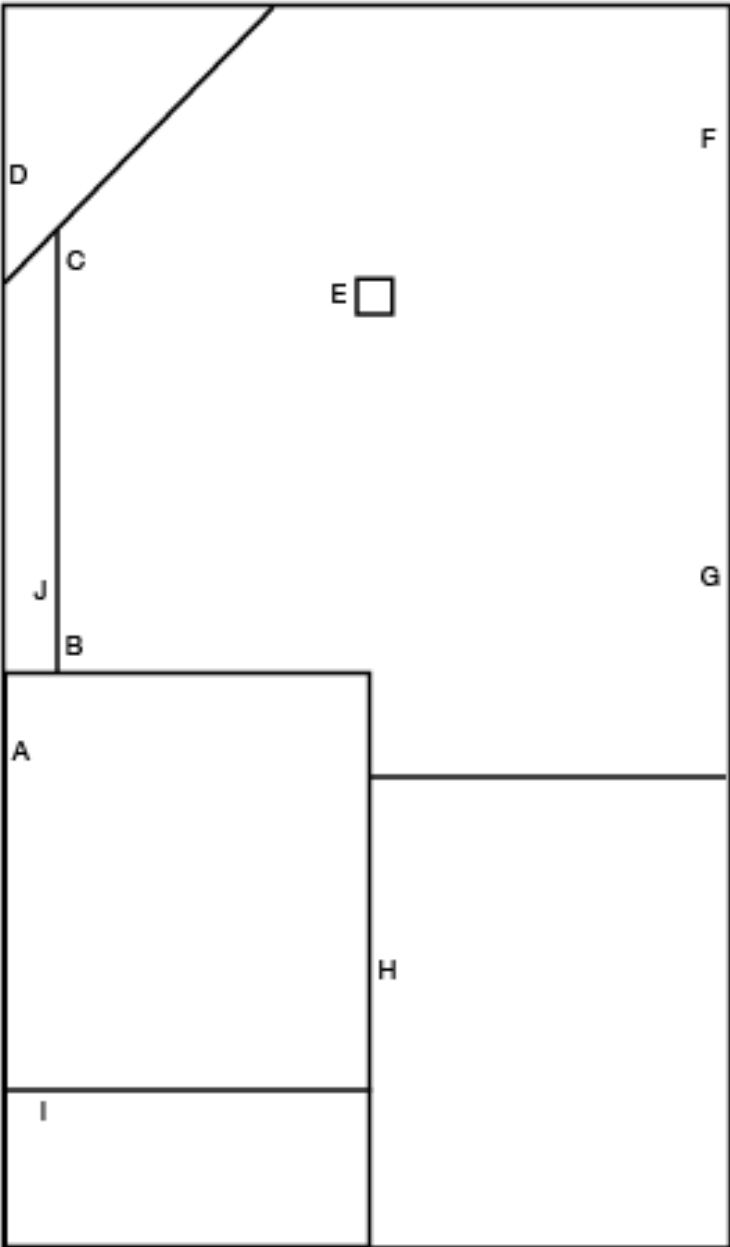
There are 2 Ultrasonics, 5 Beyerdynamic and 7 Audio-Technica headphones + 16 extension cables.

Talkback


Use the desk talkback (green button) after patching to any 'tape in'

Connections and stageboxes

In the studio there are 9 stageboxes (B - J) which are all connected to the big stagebox (A) in the control room. (see plan)



A



B



C




D



E





Once you plugged in your mics into a stagebox in the liveroom the signal will go to the corresponding xlr plug on the stagebox A.

In the control room you connect your input of the console or preamp to patch A. You can use the multicables which are labeled.

Between C and D there are 4 connections

2 times XLR

1 jack TRS

1 Speaker Cable

Between B and J there are 3 connections

2 jack TRS

1 Speaker Cable

Gear

Console

TAC Matchless 26/24/8/2

Preamps

26 TAC Matchless preamps (if a preamp doesn't come through, connect insert send & return of the channel with a patch cable)

Digidesign PRE (8 preamps)

LA - 610 Mk2

Tube microphones

Neumann U48 (extremely expensive vintage microphone, take greatest care!)

Neumann M269 (extremely expensive vintage microphone, take greatest care!)

BSA (Blackspade) UM17 (upgraded with Thiersch M7)

Condenser microphones

Bruel & Kjaer 4011 x2

DPA 4006A x2 (matched pair)

Audio-Technica AE2500

Audio-Technica ATM350 x4

AKG 414 x2 (1 XLS and 1 ULS)

Ribbon microphones

Beyerdynamic M160 x2

t.bone RB500

Dynamic microphones

Sennheiser MD 421 x2

Shure SM57 x2

Shure SM58 x2

Shure Beta 58A x1

Shure Beta 57A x1

Shure SM7b

Shure Beta 52

Electro Voice RE20

Audiotechnica ATM25

DIs

Little Labs multi z pip (DI preamp, so straight to Orion)

2x Palmer Stereo DI

2x Behringer mono DI

Radial SGI TX + RX

Monitoring control room

PSI A21 - M

Yamaha NS10

Monitoring recording room

Adamson Point 8

Behringer Powerplay P16 x7

Audio Technica ATH-M20 x7, Ultrasone x2, Beyerdynamic DT770 x5

Dynamics

Empirical Labs EL7 Fatso Jr.

Empirical Labs / Kush Audio UBK Fatso

DBX 160x

Other outboard

Little Labs IBP Junior (phase alignment)

Backline

Yamaha C3 grand piano

Hammond B3 with Leslie 147

Moog Prodigy

Fender Rhodes

Extra information

Please reset the console completely when you are finished.

Make sure to put everything back how you found it.

When something is broken or not working please inform Ward / Jonas.

If you disconnected something please connect it back.

Have fun!